

Appendix


Points-to-Notes:

1. The Two-factor authentication Code will be valid for 5 minutes.
2. If you input the Authentication Code incorrectly for 6 times, you have to wait for 5 minutes to login again or you may contact Customer Service.
3. When you successfully login your account by Authentication by a device, you will not need to use the Authentication Code to login the account by the same device in next 24 hours. However, if you use a new device to login the account, Authentication Code will still be required.
4. Every time you use a device to login account by Authentication Code successfully, that device will be recorded in SP trader.
5. Maximum 5 devices were allowed for one account in SP trader. SP trader will reject your login request via the 6th device. (Refer to [How to delete a device to SP trader?](#) for deleting unwanted device.)

Steps of login for SP Trader

A. Desktop

1. Input User ID and Password. Click “Accept & Login”



SSL Login

Profile: [Dropdown]

Host: sprader01.masonsec.com Proxy

2nd Host: [Optional] Port 80

3rd Host: [Optional]

User Id: 01234567 Save User Id

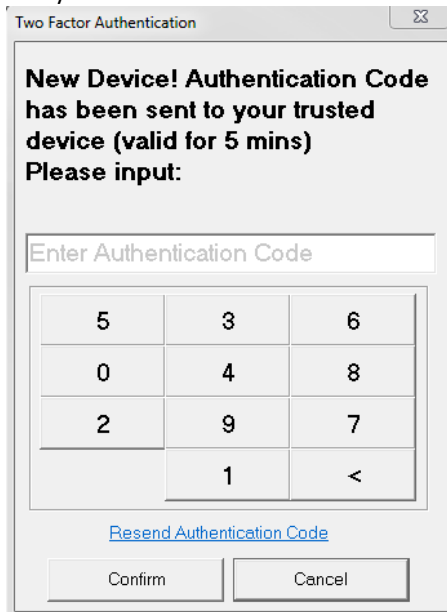
Password: [Masked]

Powered by Sharp Point Ltd. [www.sharppoint.com.hk]

Disclaimer: I have reviewed and confirm the accuracy of my instruction before entering it, and I hereby undertake that my instructions and all information supplied by me in connection therewith are true and accurate. I agree to indemnify you on demand for any losses, damages, costs expenses or claims which you may suffer arising from your reliance on the instructions or information I have given through or in connection with this service. I instruct you to execute my instructions without further reference

Auto Re-login

2. Authentication Code will be sent to your registered mobile phone number and email address. Input the Authentication Code you received and click “Confirm” and you can login SP Trader successfully.



Two Factor Authentication

New Device! Authentication Code has been sent to your trusted device (valid for 5 mins)
Please input:



Enter Authentication Code


5	3	6
0	4	8
2	9	7
	1	<

[Resend Authentication Code](#)

B. Mobile Apps

1. Input correct User ID and Password. Click "Login"


Profile MASON Futures..  

Host sptraderuat.masonsec.com (.. 

User Id 01234567 Save

Password Port 80

[Version: 11.5.15]

 Powered by Sharp Point Ltd
[www.sharppoint.com.hk]

15:23:21 請登入

2. Read and Accept the Disclaimer.

Disclaimer

Disclaimer

I have reviewed and confirm the accuracy of my instruction before entering it, and I hereby undertake that my instructions and all information supplied by me in connection therewith are true and accurate. I agree to indemnify you on demand for any losses, damages, costs expenses or claims which you may suffer arising from your reliance on the instructions or information I have given through or in connection with this service.

I instruct you to execute my instructions without further reference to me and I understand that a trade placed electronically may be executed before I can cancel it.

I understand that transactions undertaken on an electronic trading system exposes me to risks associated with the system including system failure and that electronic transmission may not be a reliable medium of communication. I understand and agree to bear any and all risks involved with all trades or transactions entered via the internet and carried out through your internet trading system.

3. Authentication Code will be sent to your registered mobile phone number and email address. Input the Authentication Code you received and click "Confirm" and you can login SP Trader successfully.

Two Factor Authentication



Registered Device expired! New Authentication Code has been sent to your trusted device (valid for 5 mins)
Please input:

Use Fingerprint

香港中環皇后大道中99號中環中心12樓1室

Portion 1, 12/F, The Center, 99 Queen's Road Central, Hong Kong

電話 Tel : +852 2218 2818 電郵 E-mail : cs@masonhk.com

傳真 Fax : +852 2218 2992 網址 Website : www.masonhk.com

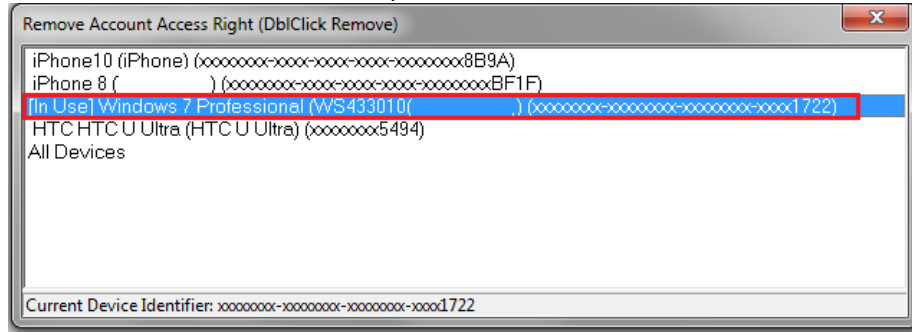
How to delete a registered device in SP trader?

A. Desktop

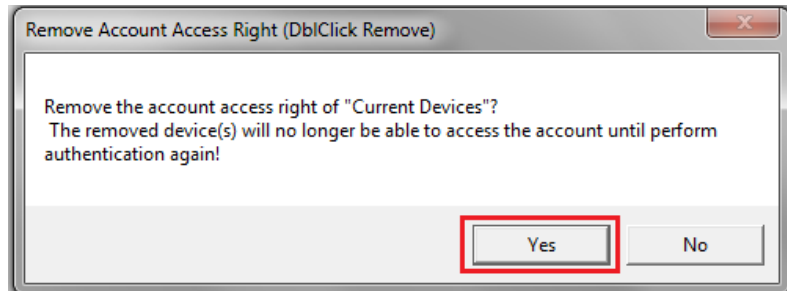
1. Click "Device Security Management" under "File".



2. Move the cursor to the device you want to remove and double click it.



3. Click "Yes" to confirm.



B. Mobile Apps

1. Click "Device Security Management" under "Menu".

 Disclaimer

 Device Security Management

2. Click the device you want to remove.

Remove Account Access Right

iPhone10 (iPhone)

xxxxxxxx-xxxx-xxxx-xxxx-xxxxxxxx8B9A

iPhone 8 ()

xxxxxxxx-xxxx-xxxx-xxxx-xxxxxxxxBF1F

Windows 7 Professional

(WS432265())

xxxxxxxx-xxxxxxxx-xxxxxxxx-xxxx0040

Windows 7 Professional (WS433010())

xxxxxxxx-xxxxxxxx-xxxxxxxx-xxxx1722

[In Use]

HTC HTC U Ultra (HTC U Ultra)

xxxxxxx5494

All Devices

3. Click "Confirm" to remove.

**Remove the account
access right of
"Windows 7 Professional
(WS4332265())"?**

The removed device(s) will no longer
be able to access the account until
perform authentication again

CANCEL

CONFIRM